

Understanding power line
RIGHT-OF-WAYS





WHY YOU'RE RECEIVING THIS INFORMATION

Power lines deliver electricity to our customers throughout Saskatchewan. We design these lines to be as safe and reliable as possible, but electricity can be dangerous. It's important to SaskPower to work with our neighbours to develop a partnership in safety. Safety is our shared responsibility. Thank you for taking the time to review this information to understand your role in preventing incidents near power lines.

RIGHT-OF-WAYS

A right of way (ROW) is a type of easement that allows someone access to your property. SaskPower establishes a ROW whenever we build a power line. It allows us to operate the power line safely and keep the area around the line clear of anything that may interfere with our ability to build, inspect, or repair it.

As someone who lives or works near one of our power lines, the ROW is also intended to protect you. Each year, SaskPower is notified of power line contacts, resulting in power outages, property damage, serious injuries or even fatalities. Please use the following information to keep you and your

property safe when planning any type of activity on your land.

Note that the necessary width for the ROW will depend on the voltage of the line and the design of the line.

Always reference information specific to your property for the exact width to ensure you are not encroaching.

CONSIDERATIONS WHEN WORKING AROUND A ROW

Landowners have the right to use their property within ROW boundaries, but you're required to do so in a way that doesn't put you or the public at risk or interfere with SaskPower operations. When you're planning activity near a power line, here are some tips to keep in mind.

ACTIVITIES TO CONSIDER

- Working within the ROW.
- Crossing the ROW with machinery or vehicles.
- Developing on or adjacent to the ROW.
- Subdividing a property with SaskPower's ROW registered on the title.

YARD SAFETY IN URBAN AREAS

If you have an overhead power line in your yard, keep in mind:

- Do not fly kites nearby.
- Ensure you aren't able to reach a power line while standing on your patio/deck. If your line seems low, call us.
- Do not place decorations, bird houses or plant vines on poles.
- Do not trim branches away from power lines yourself. SaskPower will do this for free.

PLAN FOR A SAFE DISTANCE FROM SASKPOWER FACILITIES

No matter what activity you're planning, you must stay the required distance away from power

structures, including lines, poles, towers and anchors. Near-contact or contact with electrical equipment and power lines is extremely dangerous.

For your safety and the protection of your materials, the following are not compatible and will be required to be removed from the ROW:

- burning, blasting or log decking;
- hot tubs and swimming pools, including temporary ones;
- stockpiling of excavated, building or other material (e.g. gravel pits);
- grain bins;
- storage or handling of flammable or explosive material;
- bales;
- fueling of vehicles and equipment;
- deposit of any fill material;
- organized parking of vehicles;
- buildings or portions of buildings, including foundations and eaves.

Nothing should ever be attached to SaskPower equipment, whether temporary or permanent.

SASKPOWER'S RESPONSIBILITY TO LANDOWNERS

While we build and maintain power infrastructure, sometimes we need to work on your land. If we create any damage, we'll restore it to be as close to its original condition as possible. If damage remains or if crops are damaged, you'll be reasonably compensated for that, too. Please reach out to us if you have any concerns.





RIGHT OF WAY USER EXPECTATIONS

As a user of the ROW, you must:

- comply with the ROW agreement as well as all applicable legislation, regulations, guidelines, orders and standards;
- release SaskPower from any liability arising from your use of the ROW;
- be responsible for any damage to SaskPower's equipment due to your use of the ROW;
- assume the costs of any required modifications, protection or relocations of SaskPower equipment to accommodate your proposed use;
- use non-metallic, non-conductive, non-flammable and non-toxic materials;
- not inhibit or interfere with SaskPower's access to, and ability to safely operate and maintain, our towers, poles, lines and other infrastructure.

WORKING NEAR AN UNDERGROUND LINE?

Before starting any work that involves digging or disturbing the soil on a property where utilities are underground, it's law in Saskatchewan that you request a line locate. Through the Click Before You Dig program, SaskPower will send out a crew free of charge to locate and mark the location of the

power line and other underground utilities using paint, flags or other markings.

Visit [ClickBeforeYouDig.com](https://www.clickbeforeyoudig.com) or call **1-866-828-4888**.

Please note: there may be additional requirements under Occupational Health and Safety Regulations.

Visit publications.saskatchewan.ca

HOW TO RELOCATE A POWER LINE

Worried that your buildings, storage areas and other installations don't meet minimum clearances, or will encroach on the ROW?

Call us at 1-888-757-6937 or apply online. We'll come out and evaluate the circumstances of your installation.



saskpower.com/electricalchanges

WORKING SAFELY AROUND ELECTRICITY

Electricity is always trying to get to the ground by the easiest route possible. If something that conducts electricity gives that electrical current an easy path to the ground, it will take it.

Near-contact or contact with electrical equipment and power lines is extremely dangerous. Approaching too closely can be fatal.


FARMING NEAR POWER LINES

On average, SaskPower receives reports of more than 300 incidents of farm machinery contacting power lines per year. Many happen during the busy spring seeding and fall harvest seasons. Today's farm machinery – including augers, seeders, cultivators, combines and sprayers – is bigger than ever.

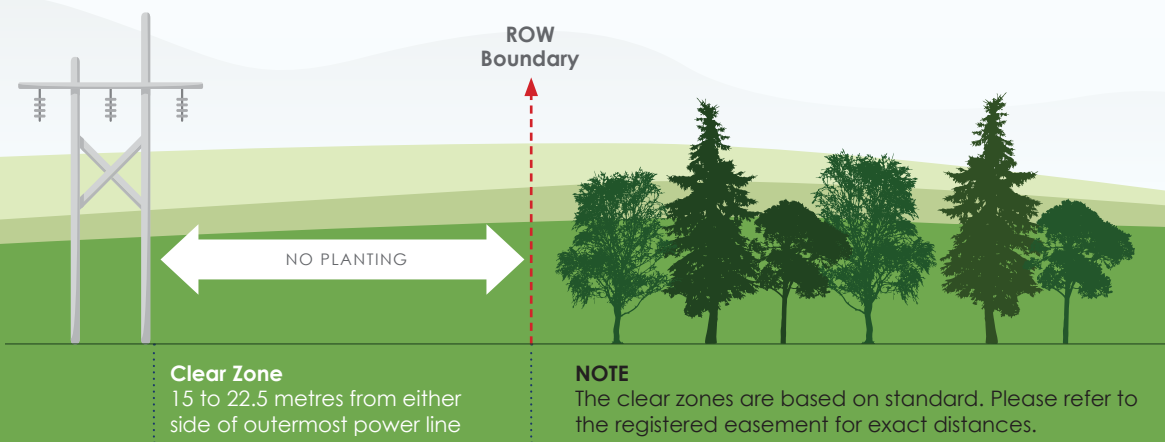
Plan your route ahead of time, lower your equipment where needed and use a spotter.

TAKE EXTRA CAUTION WHEN COMPLETING THE FOLLOWING TASKS:

- relocating grain augers;
- combining with auger or hopper extended;
- relocating large equipment (typically with 'wings' folded up) such as air drills/seeders;
- using backhoes, loaders, forklifts, etc.
- moving sprayers into and out of fields via field approaches. Lines often cross these approaches;
- placing equipment in or out of transport mode;
- excavating or drilling; and
- moving grain bins. Grain bins need to be kept at least 15 metres away from the nearest power line at all times.



TRANSMISSION LINE PLANTING ZONES IN RURAL AREAS



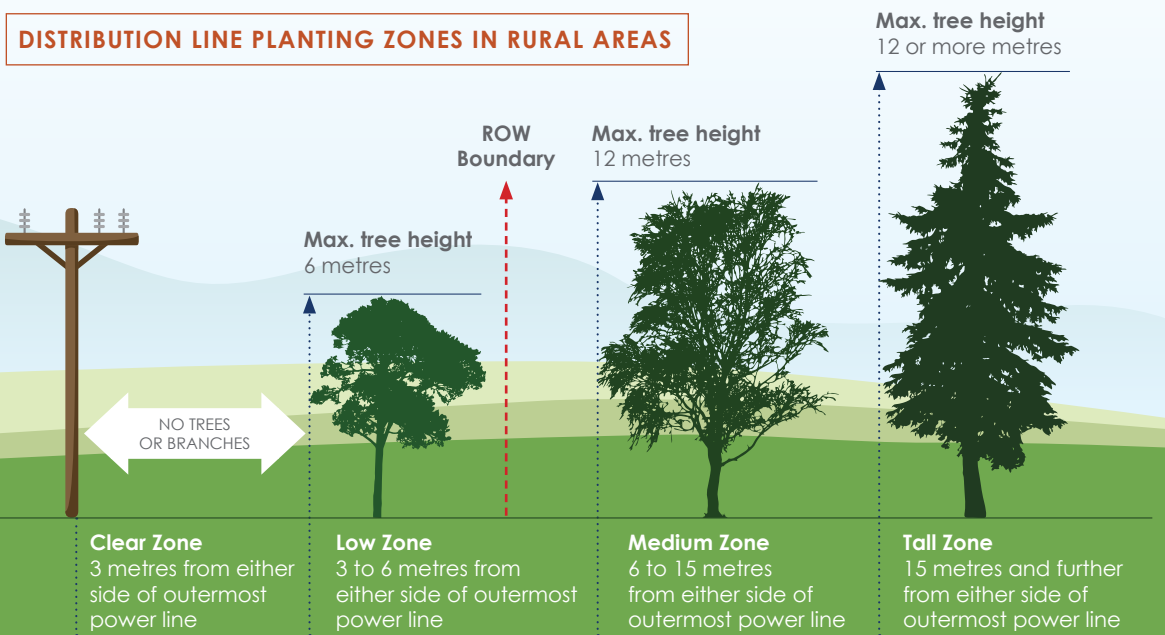
POWER LINES WITHIN ROAD ALLOWANCE

Many of our power lines are installed a half-metre inside road allowances. Buildings and other objects and equipment (e.g. fuel tanks) should not breach the safety clearance zones required around existing infrastructure. It's the responsibility of the developer and/or the engineer of record to ensure compliance with all of the various codes.

PLANTING NEAR POWER LINES

A major cause of power outages is from vegetation contacting a power line. To keep your power service reliable, landscaping within the ROW is restricted. No planting is permitted within the ROW for transmission lines. For distribution lines (2.4 kV to 25 kV) there are four planting zones to help guide you, as illustrated below.

DISTRIBUTION LINE PLANTING ZONES IN RURAL AREAS



NOTE
Planting zones are based on standard but are subject to change based on risk.

It's best to contact us before you plant in or near the ROW, but here are some tips to get you started:

- Regardless of the vegetation planted, SaskPower requires a tree/shrub-free zone directly underneath the line.
- SaskPower performs planned vegetation maintenance within the ROW, and at that time we will notify you of any requirements. Note: you won't always get advance notification of this work in the case of an emergency.

When planting outside the ROW, we recommend not planting anything that will grow to be very tall, or that has weak root systems that might be prone to falling on power lines or structures. If these trees become problematic, we have the right to remove them from under and around our power lines even if they're outside the ROW. If you think a tree on the property needs to be removed, please reach out. It must be removed by a professional.


For more information or to request tree removal or trimming, please visit [saskpower.com/plantsmart](https://www.saskpower.com/plantsmart).

IRRIGATION AND WATER UNDER POWER LINES

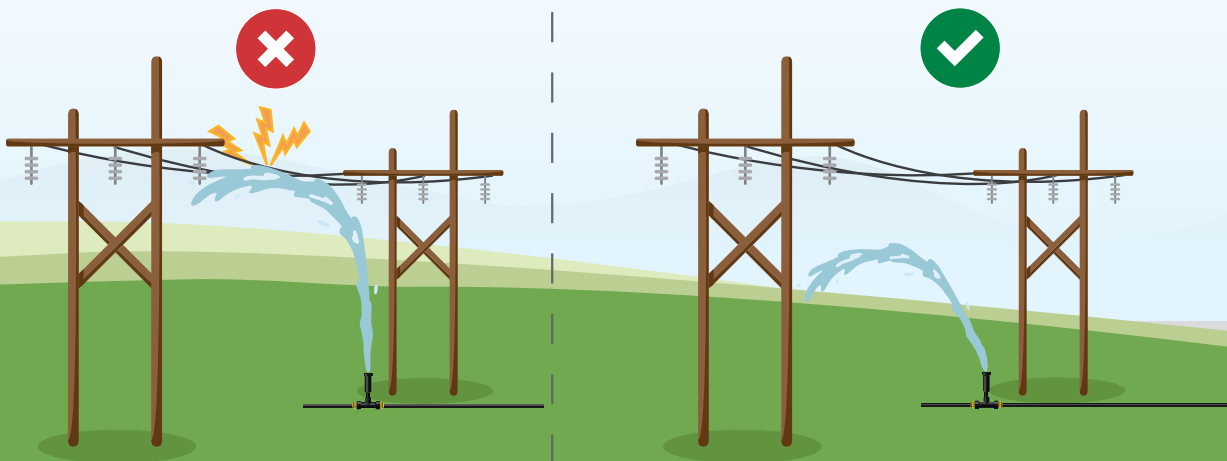
Water and electricity are a dangerous mix. Never allow water to spray on power lines. A hose or pipe spraying a power line can create a direct path through the watering equipment. Use low-angle irrigation equipment to maintain a safe clearance between the water jet and wires.

Before moving irrigation equipment, look up and around you to note any power lines that could be close enough to come into contact with equipment—and stay clear. Any contact between the long equipment and nearby power lines could be fatal or cause serious injury.

If a tree falls on a power line, it creates a path for electricity to reach the ground. Stay at least 10 metres back and call **911** or **310-2220**. Keep others away from the area until help arrives.



The diagram below shows a safe, low-angle irrigation solution that maintains safe clearance between the water jet and the live wires. An unsafe, high-angle irrigation solution (as seen on the left) sprays water on or near the live wires.



Report any damage to SaskPower
immediately by calling

310-2220

Have a question?

Contact 1-888-757-6937

Monday – Friday, 8 a.m. – 6 p.m.

 **SaskPower**
Powering our future[®]